



Discover the ideal solution with **record**, your partner in door automation

Drive technology for pedestrian entrances and industrial applications

- > Automatic sliding doors, curved, straight, angular, reinforced, slim-line, with 1 or 2 leaves
- > Swinging
- > Folding
- > Telescopic
- > High speed gates
- > Range of sensors

Security

Protection of People

- > Fire doors
- > Smoke-proof doors
- > Air tight doors
- > Doors for emergency exits

Protection of buildings

- > Burglar-proof safety doors
- > Safety doors and interlocks for controlled passage
- > "one-way" corridors
- > Security doors

Centralised monitoring

- > Door management system for building access control
- > Alarm system and diagnostics
- > Interfaces

Maintenance

Tailored advise

- > Custom-built advise
- > Engineering professionalism
- > Maintenance of all automatic doors
- > Troubleshooting hot-line
- > Renovation
- > Remote control maintenance

Special solutions

- > Revolving doors

● **Headquarters**

> agta record ltd
 Allmendstrasse 24
 CH-8320 Fehraltorf
Tel. + 41 44 954 91 91
 Fax + 41 44 954 92 00
 e-mail: info@agta-record.com

● **Production**

> agtatec ltd
 Allmendstrasse 24
 CH-8320 Fehraltorf
 e-mail: agtatec@record.ch



Headquarters in Fehraltorf, Switzerland



www.agta-record.com



your global partner for entrance solutions



Curved sliding door

record 16 RST



Made-to-measure elegance !



record

your global partner for entrance solutions



record 16 RST beautiful from any angle !

Featuring record's system 16 modern electronics, the 16 RST curved sliding door lends any entrance or façade class and elegance.

Our curved sliding door's modular profile system uses standardised components, allowing the installation of the following:

- curved or plan doors
- semi-circular doors
- Ellipse or circular-shaped doors to eliminate drafts
- Doors curving in or outwards



The radius of the circular elements is determined on-site.

A wide variety of options are available allowing individual solutions where a door is needed.

All profiles are available in a variety of colours, also powder coated, or anodised.



Always safe





Technical Data

Clear opening width A

biparting sliding door	800 - 3 000 mm
single sliding door	800 - 3 000 mm

Clear height of passage G

recommended maximum height	3 000 mm
----------------------------	----------

Maximum weight of door leaves

biparting sliding door	2 x 100 kg
single sliding door	1 x 200 kg

For record 16 DUO (heavy-duty leaves)

biparting sliding door	2 x 200 kg
single sliding door	1 x 250 kg

Operator dimensions, incl. casing

height	220 mm
depth	300 mm

Door movements(1)

biparting sliding door	0.7 m in 1.0 sec.
single sliding door	0.7 m in 1.5 sec.

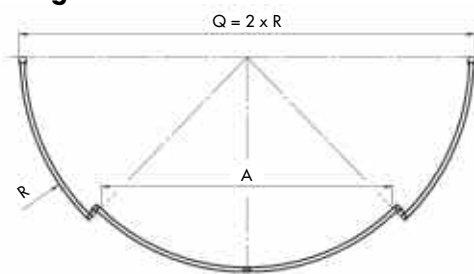
Electrical connection data

mains voltage	230 V, 50 / 60 Hz
rated power	0,6 A
rated capacity	100 W
rated capacity standby power	14 W
fuse protection	min. 2.5 A slow


(1) if door leaf weight equals 75% of permissible max. weight

Circular and curved sliding door record 16 RST

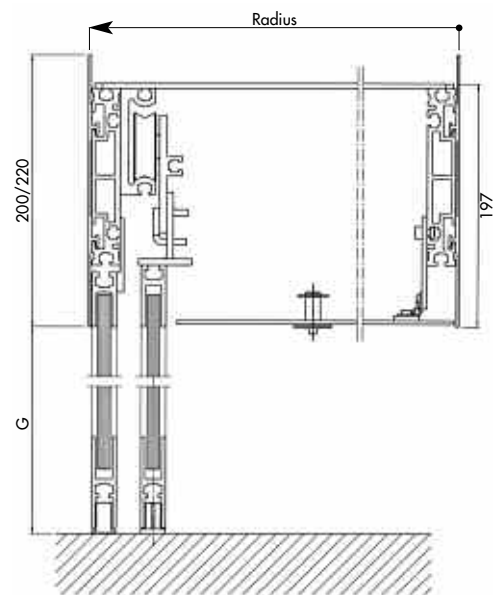
Circular sliding door



Curved sliding door



A : clear opening width
G : clear height of passage
R : angle



always reliable

